

Scaled data based on original data using
LM-79-08 Approved Method: Electrical and Photometric Measurements of Solid-
State Lighting Products

Test Report Prepared for
Cooper Lighting Solutions
(formerly Eaton)

Brand: McGRAW-EDISON

Report Number: P528017

Luminaire Tested: **GALN-SA3A-750-U-5WQ-GRSBK**

Issue Date: 5/27/2021

Test Information

Test Method: LM-79-08
Report Number: P528017
TEST IS SCALED FROM IESNA LM-79-08 TEST DATA (G3-2011-057-1)
Test Lab: INNOVATION CENTER
Issue Date: 5/27/2021
Manufacturer: COOPER LIGHTING SOLUTIONS (FORMERLY EATON)
Product Line: McGRAW-EDISON
Catalog Number: GALN-SA3A-750-U-5WQ-GRSBK
Description: GALLEON AREA AND ROADWAY LUMINAIRE
(3) 70 CRI, 5000K, 615mA LIGHTSQUARES WITH 16 LEDS EACH AND TYPE V WIDE OPTICS WITH BLACK GLARE REDUCTION SHIELD
Light Source: -
Ballast/Driver: ELECTRONIC DRIVER

Summary

Lumens per Lamp: N/A
Luminaire Lumens: 7121 lumens
Efficiency: N/A
Efficacy: 76.6 lumens/watt
Luminous Opening: Rectangular (W 1' x L: 1' x H: 0')
IES Classification: Type V - Short
BUG Rating: B3 - U0 - G0

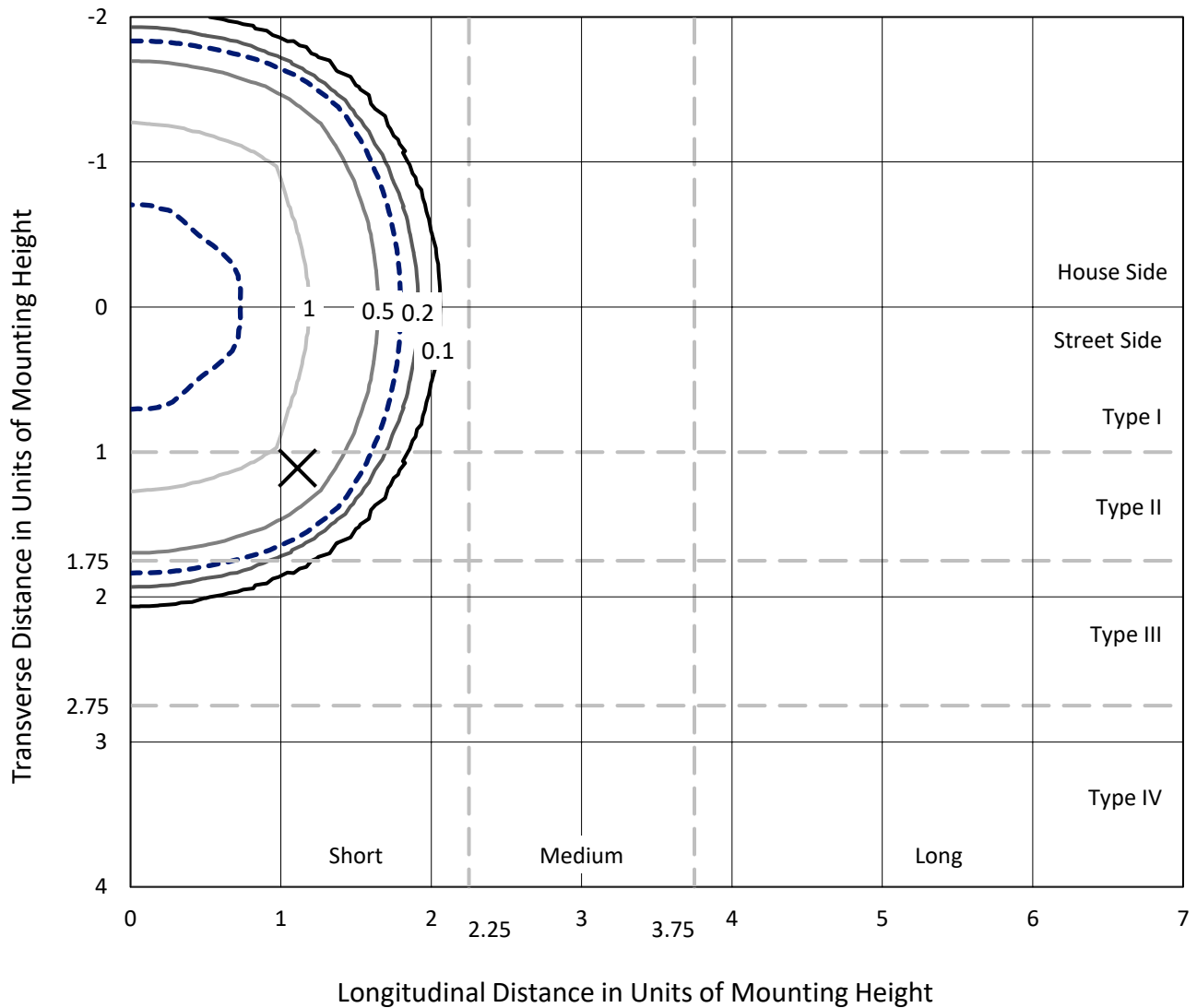
Input Watts (W): 93
Input Voltage (V): NR
Input Current (Ain): NR
Voltage Rise (V): NR
Power Factor: NR
Total Harmonic Distortion (THDi): NR
Frequency (hertz): 60
Stabilization Time: NR
Operation Time: NR
Ambient Temperature (°C): NR
Test Distance: 24 FT



REPORT NUMBER: P528017
 CATALOG NUMBER: GALN-SA3A-750-U-5WQ-GRSBK

Iso-Footcandle Lines of Horizontal Illumination

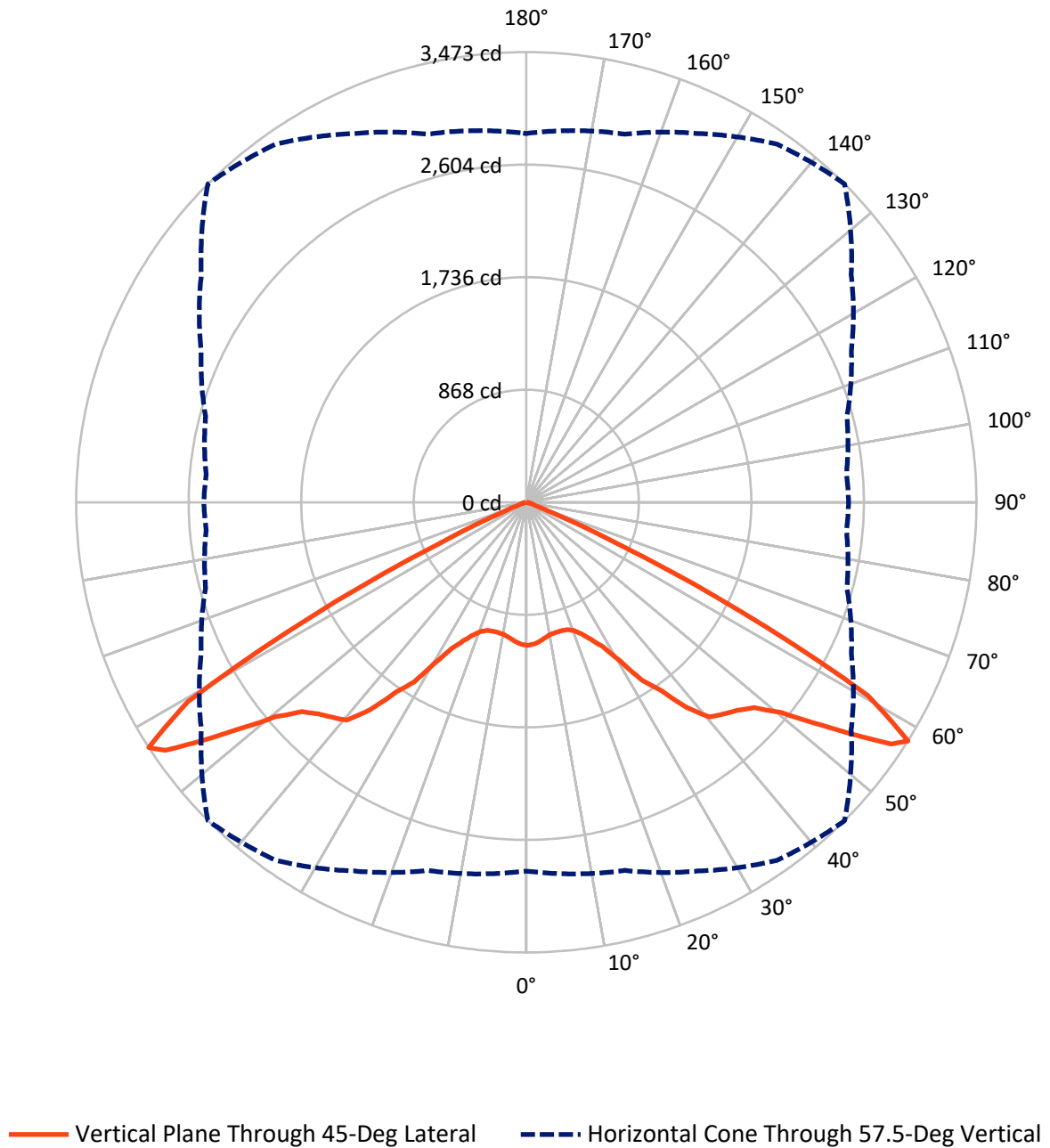
✕ Max cd
 - - - 1/2 Max cd



Based on 25 foot mounting height. Maximum calculated value = 1.8 fc
 Type V - Short - N/A

REPORT NUMBER: P528017
CATALOG NUMBER: GALN-SA3A-750-U-5WQ-GRSBK

Luminous Intensity Polar Plot



REPORT NUMBER: P528017
 CATALOG NUMBER: GALN-SA3A-750-U-5WQ-GRSBK

FLUX DISTRIBUTION:

		Downward	Upward	Total
House Side	Lumens	3560.5	0.0	3560.5
	% Fixture	50.0	0.0	50.0
Street Side	Lumens	3560.5	0.0	3560.5
	% Fixture	50.0	0.0	50.0
Total	Lumens	7121.0	0.0	7121.0
	% Fixture	100.0	0.0	100.0

ZONAL LUMENS:

Zone	Lumens	% Fixture
0°-10°	101.5	1.4
10°-20°	293.4	4.1
20°-30°	541.6	7.6
30°-40°	1065.0	15.0
40°-50°	1734.6	24.4
50°-60°	2473.8	34.7
60°-70°	856.5	12.0
70°-80°	45.9	0.6
80°-90°	8.6	0.1
90°-100°	0.0	0.0
100°-110°	0.0	0.0
110°-120°	0.0	0.0
120°-130°	0.0	0.0
130°-140°	0.0	0.0
140°-150°	0.0	0.0
150°-160°	0.0	0.0
160°-170°	0.0	0.0
170°-180°	0.0	0.0
0°-90°	7121.0	100.0
0°-180°	7121.0	100.0

Coefficient of Utilization

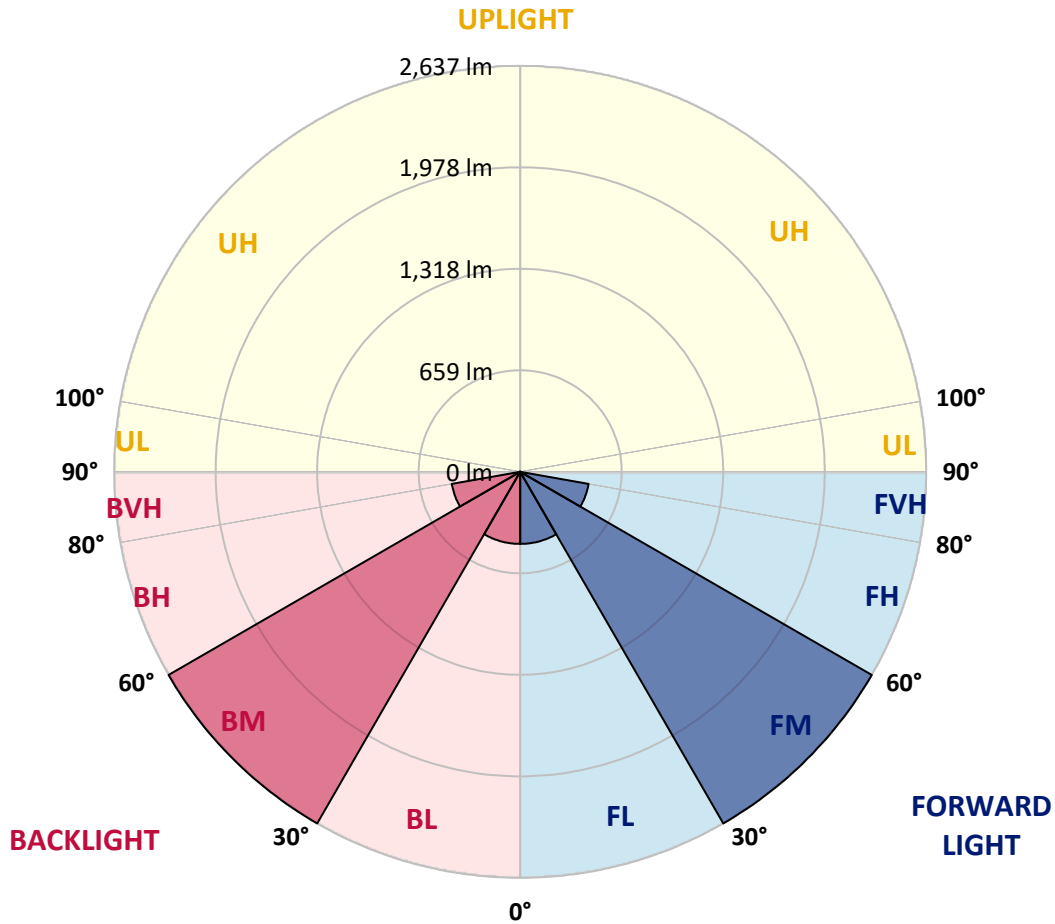


REPORT NUMBER: P528017
 CATALOG NUMBER: GALN-SA3A-750-U-5WQ-GRSBK

LUMINAIRE CLASSIFICATION SYSTEM LUMEN TABLE AND BUG RATING:

Zone	Lumens	% Fixture	Zone Rating/Lumen Limit		
			B	U	G
FL (0°-30°)	468.2	6.6			
FM (30°-60°)	2636.7	37.0			
FH (60°-80°)	451.2	6.3			G0/660
FVH (80°-90°)	4.3	0.1			G0/10
BL (0°-30°)	468.2	6.6	B1/500		
BM (30°-60°)	2636.7	37.0	B3/5000		
BH (60°-80°)	451.2	6.3	B1/500		G0/660
BVH (80°-90°)	4.3	0.1			G0/10
UL (90°-100°)	0.0	0.0		U0/0	
UH (100°-180°)	0.0	0.0		U0/0	

BUG Rating: B3-U0-G0
 Type V Short





REPORT NUMBER: P528017

CATALOG NUMBER: GALN-SA3A-750-U-5WQ-GRSBK

CANDELA DISTRIBUTION (FULL):

	0°	5°	15°	25°	35°	45°	55°	65°	75°	85°	90°
0°	1104.5	1104.5	1104.5	1104.5	1104.5	1104.5	1104.5	1104.5	1104.5	1104.5	1104.5
2.5°	1101.6	1107.5	1100.1	1097.1	1095.6	1095.6	1091.2	1091.2	1089.7	1091.2	1085.2
5°	1083.8	1089.7	1089.7	1088.2	1079.3	1077.8	1073.4	1070.4	1071.9	1065.9	1070.4
7.5°	1065.9	1070.4	1064.5	1063.0	1060.0	1054.1	1052.6	1039.2	1040.7	1040.7	1043.7
10°	1063.0	1061.5	1052.6	1045.2	1036.3	1034.8	1030.3	1027.3	1027.3	1025.9	1030.3
12.5°	1063.0	1055.5	1054.1	1037.7	1022.9	1028.8	1017.0	1009.5	1019.9	1022.9	1028.8
15°	1061.5	1068.9	1043.7	1036.3	1025.9	1027.3	1017.0	1009.5	1015.5	1018.4	1022.9
17.5°	1070.4	1065.9	1058.5	1043.7	1039.2	1033.3	1019.9	1014.0	1014.0	1021.4	1022.9
20°	1094.1	1082.3	1067.4	1060.0	1064.5	1057.0	1040.7	1018.4	1024.4	1030.3	1034.8
22.5°	1116.4	1107.5	1097.1	1092.7	1117.9	1106.0	1077.8	1052.6	1043.7	1054.1	1061.5
25°	1159.5	1159.5	1140.2	1146.1	1174.3	1175.8	1143.1	1098.6	1092.7	1097.1	1100.1
27.5°	1247.1	1251.5	1235.2	1241.1	1253.0	1263.4	1235.2	1198.1	1184.7	1183.2	1187.7
30°	1342.1	1351.0	1349.5	1374.7	1408.9	1414.8	1373.3	1312.4	1272.3	1264.9	1270.8
32.5°	1466.8	1471.2	1468.3	1498.0	1590.0	1633.1	1524.7	1438.6	1385.1	1398.5	1385.1
35°	1701.4	1696.9	1664.2	1670.2	1745.9	1777.1	1673.1	1618.2	1593.0	1619.7	1613.8
37.5°	1903.3	1886.9	1860.2	1898.8	1977.5	2005.7	1897.3	1800.8	1754.8	1799.3	1818.6
40°	2074.0	2032.4	1995.3	2033.9	2139.3	2177.9	2019.1	1940.4	1922.6	1955.2	1996.8
42.5°	2218.0	2191.3	2142.3	2145.2	2215.0	2232.8	2105.2	2059.1	2041.3	2093.3	2114.1
45°	2320.4	2295.2	2249.2	2246.2	2299.6	2287.8	2173.5	2142.3	2152.7	2186.8	2197.2
47.5°	2372.4	2385.8	2359.0	2366.5	2394.7	2366.5	2275.9	2275.9	2252.1	2272.9	2262.5
50°	2522.3	2480.8	2514.9	2514.9	2544.6	2547.6	2457.0	2424.4	2360.5	2324.9	2324.9
52.5°	2697.5	2700.5	2713.8	2762.8	2813.3	2856.4	2727.2	2587.7	2480.8	2434.7	2428.8
55°	2841.5	2871.2	2924.7	3016.7	3162.2	3221.6	2998.9	2749.5	2618.8	2547.6	2532.7
56°	2920.2	2892.0	2984.0	3110.2	3300.3	3377.5	3043.4	2782.1	2638.1	2558.0	2556.5
57.5°	2844.5	2875.7	2939.5	3138.4	3371.5	3472.5	3059.8	2767.3	2560.9	2479.3	2486.7
60°	2246.2	2275.9	2362.0	2584.7	2949.9	3028.6	2589.1	2281.8	2097.7	1980.5	1981.9
62.5°	1270.8	1293.1	1359.9	1566.3	1793.4	1869.1	1613.8	1408.9	1281.2	1215.9	1195.1
65°	467.6	458.7	469.1	574.5	714.1	777.9	671.0	567.1	500.3	476.6	467.6
67.5°	175.2	161.8	151.4	161.8	203.4	215.3	197.5	164.8	154.4	158.9	161.8
70°	108.4	102.4	81.7	77.2	75.7	74.2	78.7	83.1	95.0	111.3	114.3
72.5°	75.7	71.3	57.9	54.9	52.0	50.5	57.9	63.8	74.2	86.1	87.6
75°	29.7	31.2	29.7	32.7	34.1	35.6	41.6	46.0	50.5	50.5	49.0
77.5°	5.9	5.9	8.9	11.9	14.8	19.3	28.2	32.7	34.1	32.7	28.2
80°	0.0	0.0	3.0	5.9	11.9	16.3	25.2	28.2	31.2	28.2	22.3
82.5°	0.0	0.0	3.0	7.4	11.9	14.8	23.8	29.7	34.1	31.2	23.8
85°	0.0	0.0	3.0	5.9	8.9	10.4	10.4	7.4	7.4	4.5	3.0
87.5°	0.0	0.0	0.0	0.0	0.0	0.0	0.0	0.0	0.0	0.0	0.0
90°	0.0	0.0	0.0	0.0	0.0	0.0	0.0	0.0	0.0	0.0	0.0

(END OF REPORT)